



# **Inhibition of Aluminium Corrosion in KOH Solution Using Extract of Grape Leaf as Inhibitor**

**Udeh B. C. <sup>a\*</sup>, Nnamani Agatha Nwanyibuife <sup>a</sup>  
and Omotioma Monday <sup>a</sup>**

<sup>a</sup> *Department of Chemical Engineering, Enugu State University of Science and Technology, P.M.B. 01660, Enugu, Nigeria.*

## **Authors' contributions**

*This work was carried out in collaboration among all authors. All authors read and approved the final manuscript.*

## **Article Information**

### **Open Peer Review History:**

This journal follows the Advanced Open Peer Review policy. Identity of the Reviewers, Editor(s) and additional Reviewers, peer review comments, different versions of the manuscript, comments of the editors, etc are available here: <https://www.sdiarticle5.com/review-history/108267>

**Original Research Article**

**Received: 20/08/2023**  
**Accepted: 25/10/2023**  
**Published: 11/11/2023**

## **ABSTRACT**

This work focused on the inhibition of aluminium corrosion in KOH solution using extract of grape leaf as inhibitor. It involved the characterization of the extract in terms of functional groups and phytochemicals. Gravimetric (weight loss) method was used for the corrosion control study. Weighed Al coupon was immersed in 250 ml open beaker containing 150 ml of 1 M KOH (without inhibitor). Also, Al coupons were separately immersed in 250ml open beakers containing 150 ml of 1 M KOH with various concentrations of the grape leaf extract. Variation of weight loss was investigated at various times (3hrs - 5hrs), and temperatures (303K – 223K), in the absence and presence of various concentrations of the inhibitor (0.6g/L - 1.0g/L). At 1hr time interval, the coupons were taken out, immersed in acetone, scrubbed with a bristle brush under running water, dried and reweighed. Then, values of the inhibition efficiency were determined. From the analysis of the experimental results, the grape leaf contains polar atoms of nitrogen and oxygen, which means that it is a suitable corrosion inhibitor. On the level of the phytochemicals, alkaloids, tannins, flavonoids and saponins are present in the leaf extract at various degrees. Corrosion inhibition of

\*Corresponding author: Email: [bc\\_udeh@yahoo.com](mailto:bc_udeh@yahoo.com);

aluminium in KOH was found to be dependent on inhibitor concentration, temperature and time. Grape leaf extract displayed high level of inhibition efficiency. Optimum inhibition efficiency of grape leaf extract is 87.44%, which was obtained at inhibitor concentration of 0.79g/L, temperature of 312.57K, and time of 3.90hr. Grape leaf extract should be applied in corrosion control of Al in the alkaline solution.

*Keywords: Aluminium; grape leaf; corrosion inhibition; inhibitor.*

## 1. INTRODUCTION

Corrosion has been expressed as a serious engineering problem in this modern age of technological advancement. It causes irreversible structural damage with significant economic implications [1,2]. It reduces the shelf life of steel [3,4]. Negative effects of corrosion on society cannot be overemphasized. More awareness are been engendered. As products and manufacturing processes become more complex, consequences of corrosion become more costly [5,3,6]. Umoren et al [7] stated that corrosion leads to economic losses, and it is also linked to health and safety issues. As such, various corrosion control measures are being practiced, which include application of inhibitors. In many situations, better coatings and cathodic protection are aided by corrosion inhibitors.

In various engineering industries, application of corrosion inhibitor is well recognized as a proficient method of corrosion inhibition. Corrosion inhibition can be achieved through addition of chemical compounds [8]. Corrosion inhibitors are chemical additives or compounds that, when introduced in small amounts to an aggressive / corrosive environment either reduce or prevent corrosion of metal surface [1,9]. Inhibitors provide a protective barrier on the metal surface [10,8,11]. Majority of well-known inhibitors are organic compounds with electronegative functional groups and double or triple bonds constituents. They exhibit good inhibitive properties by electrons delivering. There is also a unique interaction between functional groups comprising heteroatoms such as nitrogen, sulphur, and oxygen that have a free lone pair of electrons and the metal surface [12].

In order to improve coated surfaces and prevent corrosion, many applications, such as pickling solution and industrial water treatment systems, combine more than one corrosion inhibitor. KOH solution used for pickling operations is aggressive, and synthetic chemicals commonly used as the inhibitive additives are harmful to man and environ. As such, plant extract has

been identified as corrosion inhibitor; suitable additive in pickling solution [13,14]. There are numerous research works on corrosion inhibition of metals in corrosive environment using plant extracts [15-17,7,18]. It has been established that plant extract has not been fully explored in corrosion mitigation efforts. Eco-friendly plant extracts have not been fully explored as corrosion inhibitors of aluminium. There is need to develop more of the inhibitors for corrosion inhibition process. Grape leaf is used in the cuisines of a number of cultures. The leaf is commonly rolled or stuffed with mixtures of meat and rice. It is also used in various recipes and dishes (Davidson et al, 2014). There is need to expand its applications especially in the area of corrosion control. Thus, the aim of this study is to inhibit corrosion of aluminium in KOH solution using extract of grape leaf.

## 2. MATERIALS AND METHODS

The materials, equipment and reagents used in this study include; grape leaf; KOH; distilled water; acetone, volumetric flasks; beakers; conical flasks; measuring cylinder; funnel; electronic weighing balance; water bath; stop watch; thermometer; retort stand; petri dish; Fourier transform infrared spectrophotometer (Cary 630, Agilent Technologies USA). Other materials used include filter paper, thread, masking tape, emery papers and aluminium. The aluminium was cut into coupons; Al (3cm x 3cm). The coupons were cleaned followed by polishing with emery paper to expose shining polished surface. To remove oily impurities, the coupons were degreased with acetone and washed with distilled water, and dried in air (before using it for the corrosion study).

### 2.1 Characterization of the Grape Leaf in Terms of Functional Groups

Fourier transform infrared (FTIR) spectrophotometer (Cary 630, Agilent Technologies USA) was employed to determine the functional groups of the grape leaf. It was done in accordance with procedure used by

Omotioma and Onukwuli [19]. In the process, Fourier transform converted raw data into actual spectrum (with various peaks). Analysis of the FTIR produced peaks were carried out in identifying the corresponding functional groups.

## 2.2 Determination of the Phytochemical Constituents of grape leaf

Standard methods used by previous research reports [20,12,21] were employed for the qualitative and quantitative determination of sample's alkaloids, cardiac glycosides, flavonoids, phenolics, phytates and saponins.

## 2.3 Determination of Effects of Process Variables on the Corrosion Control Process

Standard method of corrosion study reported by previous researches [22-24,19] was employed in this study. Considering one factor at a time, the gravimetric (weight loss) method was carried out at various inhibitor concentrations, temperatures and times. According to this method, weighed Al coupon was immersed in 250 ml open beaker containing 150 ml of 1 M KOH (without inhibitor). Also, Al coupons were separately immersed in 250ml open beakers containing 150 ml of 1 M KOH with various concentrations of the grape leaf extract.

Variation of weight loss was investigated at various times (3hr – 5hr) and temperatures (303K – 323K), in the absence and presence of various concentrations (0.6g/L – 1.0g/L) of the inhibitor. At regular time interval, the coupons were taken out, immersed in acetone, scrubbed with a bristle brush under running water, dried and reweighed. The inhibition efficiency (IE) was calculated using Equation (1):

$$IE\% = \frac{\omega_0 - \omega_1}{\omega_0} * 100 \quad (1)$$

where  $\omega_1$  and  $\omega_0$  are the weight loss values in presence and absence of inhibitor, respectively. Effects of inhibitor concentration, temperature and time on the weight loss, corrosion rate, inhibition efficiency and degree of surface coverage were determined.

## 2.4 Optimization of the Inhibition Efficiency

On response surface methodology, Design Expert Software was used to design the experiment for the weight loss method. Inhibitor

concentration, temperature and time were the independent variables while inhibition efficiency is the response. Optimum inhibition efficiency was determined in line with the procedure used by Omotioma and onukwuli [19].

## 3. RESULTS AND DISCUSSION

### 3.1 Fourier Transformed Infrared (FTIR) Spectroscopic Results of the Inhibitor

The spectrum of the FTIR of the grape leaf (inhibitor) is shown in Fig. 1. It shows the relationship between the transmission and wave number. It contains polar atoms of nitrogen and oxygen, which means that grape leaf is a suitable corrosion inhibitor. This observation is in agreement with the report of Omotioma and Onukwuli [12], which stated that polar atoms are present in corrosion inhibitor. It means that guava leaf and grape leaves have suitable corrosion inhibitive capabilities.

### 3.2 Results of the Phytochemical Analysis of the Inhibitors

Phytochemicals of the extract of grape leaf are presented in Tables 1. Alkaloids, cardiac glycosides, flavonoids, phenolics, phytates and saponins are present in the extract. The presence of these phytochemicals shows that the extract is potential corrosion inhibitor [20,19]. Alkaloids is highly concentrated in the extract; 198.05 ± 0.21 mg/100g. Cardiac glycoside is the least in the extract, indicating less quantity of starch. Except phytates, the other phytochemicals (tannins, flavonoids and saponins) are concentrated in the extract.

### 3.3 Optimization Results

Optimization results of corrosion control of Al in KOH medium with grape leaf extract are presented in Tables 2 respectively. Interactive effects of process variables on the inhibition efficiency of the extract were revealed. Maximum inhibition efficiency of the grape leaf is 87.62%. It was obtained at inhibitor concentration of 0.8g/L, temperature of 313K and time of 4hrs. Highest value of the inhibition efficiency was obtained at the mid-points of the considered factors, which suggests parabolic behaviour of the relationship between dependent and independent variables. This observation is in agreement with the report of Udeh et al. [25]. So, the inhibition efficiency of each extract is related to the factors of inhibitor concentration, temperature and time in a quadratic equation form.

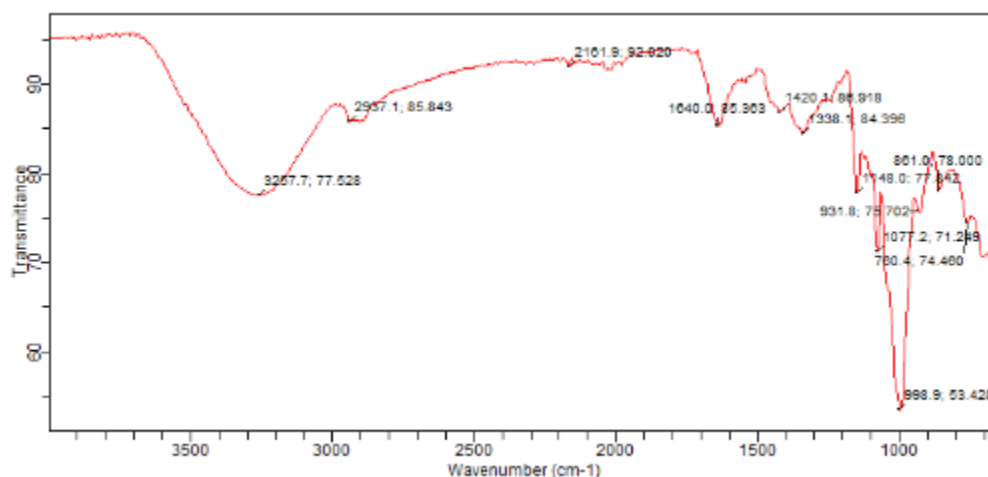


Fig. 1. Spectrum of the grape leaf extract

Table 1. Phytochemical (qualitative and quantitative) analysis of the grape leaf

Phytochemicals	Qualitative results	Quantitative results
Alkaloids (mg/100g)	+++	198.05 ±0.21
Cardiac glycosides (mg/100g)	-	8.06 ±0.34
Flavonoids (mg/100g)	++	152.41 ±0.02
Phenolics (GAE/g)	+	33.16 ±0.24
Phytates (mg/100g)	+	74.56 ±0.03
Saponins (mg/100g)	++	112.07 ±0.21
Tannins (mg/100g)	++	101.45 ±0.11

-. (too little to be observed qualitatively), + (in traces), ++ (concentrated) and +++ (highly concentrated)

Table 2. RSM result corrosion control of Al in KOH medium with grape leaf

Std	Run	Factor 1 A: Inhibitor concentration, g/L	Factor 2 B: Temperature K	Factor 3 C: Time hr	Response 1 Inhibition efficiency %
11	1	0.8	303	4	83.84
6	2	1	303	5	76.46
7	3	0.6	323	5	59.87
10	4	1	313	4	84.79
12	5	0.8	323	4	74.29
5	6	0.6	303	5	76.64
18	7	0.8	313	4	87.62
3	8	0.6	323	3	52.44
8	9	1	323	5	69.54
1	10	0.6	303	3	60.97
9	11	0.6	313	4	74.47
2	12	1	303	3	69.28
15	13	0.8	313	4	87.62
16	14	0.8	313	4	87.62
4	15	1	323	3	65.74
17	16	0.8	313	4	87.62
20	17	0.8	313	4	87.62
19	18	0.8	313	4	87.62
13	19	0.8	313	3	82.19
14	20	0.8	313	5	85.93

**3.3.1 Fit summary of the model of inhibition efficiency**

Fit summaries of inhibition efficiency models of grape leaf extract are presented in Table 3. The predicted R<sup>2</sup> of 0.9289 is in reasonable agreement with the adjusted R<sup>2</sup> of 0.9873. Of the models tested (linear, 2FI, quadratic and cubic), quadratic model is the best fitted. It means that quadratic model best described the relationship between inhibition efficiency and the considered factors of the inhibition process. Mathematical models of the inhibition efficiencies in terms of coded and actual factors are presented in Equations (2) and (3) respectively. The model in terms of coded factors can be used to make predictions about the response for given levels of each factor. Coded equation is useful for identifying the relative impact of the factors by comparing the factor coefficients [18,26].

$$\text{Inhibition efficiency} = + 87.79 + 4.14A - 4.53B + 3.78C + 1.85AB - 1.52AC - 1.45BC - 8.41A^2 - 8.97B^2 - 3.98C^2 \quad (2)$$

$$\text{Inhibition efficiency} = - 8764.13439 + 96.99341 \text{Inhibitor concentration} +$$

$$55.55233 \text{Temperature} + 87.12343 \text{Time} + 0.927500 \text{Inhibitor concentration} * \text{Temperature} - 7.57500 \text{Inhibitor concentration} * \text{Time} - 0.145250 \text{Temperature} * \text{Time} - 210.18182 \text{Inhibitor concentration}^2 - 0.089723 \text{Temperature}^2 - 3.97727 \text{Time}^2 \quad (3)$$

**3.3.2 Graphical results of the inhibition efficiencies of grape leaf extract**

Graphical results of the inhibition efficiencies of grape leaf extract are presented in Figs. 2–5. In Fig. 2, predicted versus actual values of inhibition efficiency of grape leaf extract revealed linear graph. It suggests that the RSM is fit for optimization of the inhibition efficiency. Figs. 3–5 display parabolic curves of the relationship between inhibition efficiency and the factors of time, temperature and inhibitor concentration. The RSM result was validated using percentage deviation (comparing the predicted and experimental results), as shown in Table 4. Determined percentage deviation is less than of 5%, which shows that generated model adequately predicted the experimental result [27-29].

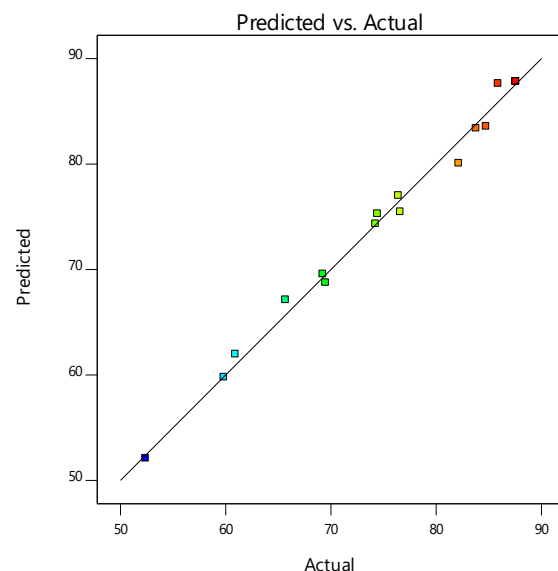
**Table 3. Fit summary of the model of inhibition efficiency of grape leaf**

Source	Sequential p-value	Adjusted R <sup>2</sup>	Predicted R <sup>2</sup>	
Linear	0.2386	0.0809	-0.4151	
2FI	0.9224	-0.0914	-4.7313	
Quadratic	< 0.0001	0.9873	0.9289	Suggested
Cubic	0.0002	0.9992	0.6931	Aliased

**Design-Expert® Software**

**Inhibition efficiency**

Color points by value of Inhibition efficiency:



**Fig. 2. Predicted against actual IE of grape leaf extract**

Design-Expert® Software  
Factor Coding: Actual

Inhibition efficiency (%)  
52.44  87.62

X1 = A: Inhibitor concentration  
X2 = B: Temperature

Actual Factor  
C: Time = 3.9048

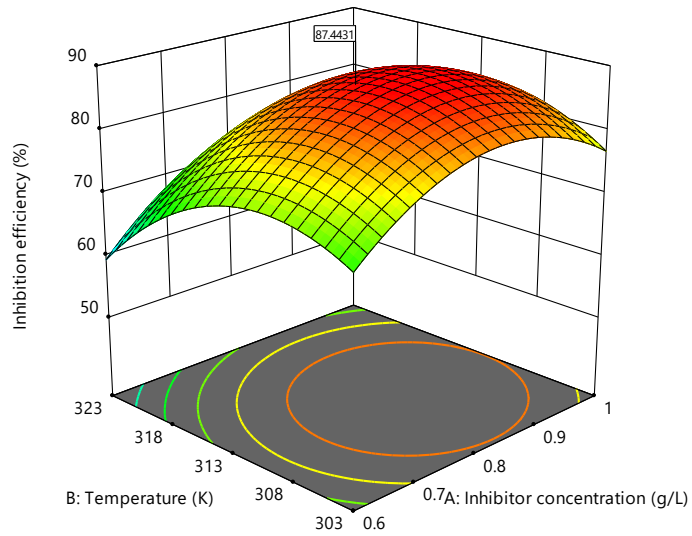


Fig. 3. Interactive effect of inhibitor conc. and temperature on IE of grape leaf extract

Design-Expert® Software  
Factor Coding: Actual

Inhibition efficiency (%)  
52.44  87.62

X1 = A: Inhibitor concentration  
X2 = C: Time

Actual Factor  
B: Temperature = 312.572

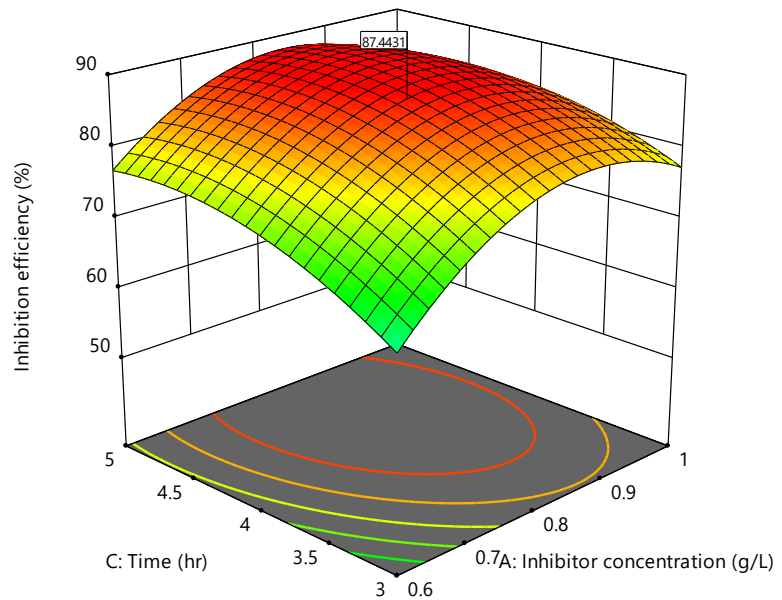


Fig. 4. Interactive effect of inhibitor conc. and time on IE of grape leaf extract

Table 4. Validation of the result of the RSM

Inh. conc. (g/L).	Temp. (K)	Time (hr)	Predicted IE (%)	Exp. IE (%)	Percentage Deviation (%)
0.79	312.57	3.90	87.44	87.03	0.47

**Design-Expert® Software**

Factor Coding: Actual

**Inhibition efficiency (%)**

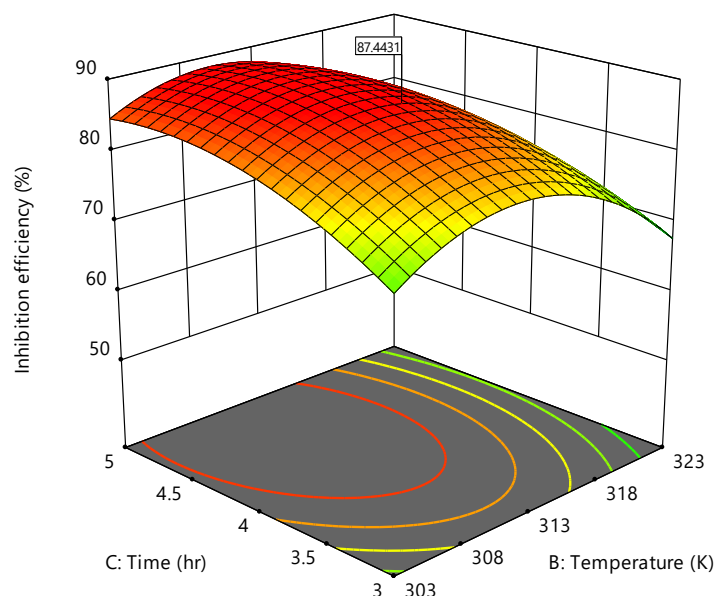
52.44  87.62

X1 = B: Temperature

X2 = C: Time

**Actual Factor**

A: Inhibitor concentration = 0.794626



**Fig. 5. Interactive effect of temperature and time on IE of grape leaf extract**

#### 4. CONCLUSION

Inhibition of aluminium corrosion in KOH solution was successfully carried out using extract of grape leaf as inhibitor. The grape leaf contains polar atoms of nitrogen and oxygen, which means that it is a suitable corrosion inhibitor. On the level of the phytochemicals, alkaloid is highly concentrated in the extract; 198.05 ±0.21mg/100g. Tannins, flavonoids and saponins are present at concentrated level. The inhibition efficiency was influenced by the inhibitor concentration, temperature and time. Grape exhibited high inhibition efficiency. Hence, it can be used to inhibit corrosion of Al in KOH solution. Optimum inhibition efficiency of grape leaf extract is 87.44%, which was obtained at Inhibitor concentration of 0.79g/L, temperature of 312.57K, and time of 3.90hr.

#### COMPETING INTERESTS

Authors have declared that no competing interests exist.

#### REFERENCES

1. Muralisankar M, Sreedharan R, Sujith S, Bhuvanesh NS, Sreekanth A. N (1)-pentyl isatin-N (4)-methyl-N (4)-phenyl thiosemicarbazone (PITSc) as a corrosion inhibitor on mild steel in HCl. Journal of

- Alloys and Compounds. 2017;695:171–182.
2. Izadi M, Shahrabi T, Ramezanzadeh B. Electrochemical investigations of the corrosion resistance of a hybrid sol-gel film containing green corrosion inhibitor-encapsulated nanocontainers. J Taiwan Inst Chem Eng. 2017;81:356–372.
3. Akpan IA. Inhibitory action of bile salt on the deterioration of asbestos in acid rain. Bulletin of Pure and Applied Sciences. 2012;31(2):49–58.
4. Aziz M, Sirat HM. Turmeric and ginger as green inhibitors of mild steel corrosion in acidic medium. J. Mater. Env. Sci. 2015;6:1480–1487.
5. Solmaz R. Investigation of adsorption and corrosion inhibition of mild steel in hydrochloric acid solution by 5-(4-dimethylaminobenzylidene) rhodanine. Corrosion Science. 2014;79:169–176.
6. Heydari H, Talebian M, Salarvand Z, Raeissi K, Bagheri M, Golozar MA. Comparison of two Schiff bases containing O-methyl and nitro substitutes for corrosion inhibiting of mild steel in 1M HCl solution. Journal of Molecular Liquids. 2018;254:177–187.
7. Umoren SA, Eduok UM, Solomon MM, Udoh AP. Corrosion inhibition by leaves and stem extracts of *Sida acuta* for mild

- steel in 1 M H<sub>2</sub>SO<sub>4</sub> solutions investigated by chemical and spectroscopic techniques. Arab. J. Chem. 2016;9:S209– S224.
8. Raja PB, Ismail M, Ghoreishiamiri S, Mirza J, Ismail MC, Kakooei S, Rahim AA. Reviews on corrosion inhibitors: A short view. Chemical Engineering Communications. 2016;203(9):1145-1156.
  9. Ramezanzadeh M, Bahlakeh G, Sanaei Z, Ramezanzadeh B. Corrosion inhibition of mild steel in 1 M HCl solution by ethanolic extract of eco-friendly *Mangifera indica* (mango) leaves: electrochemical, molecular dynamics, Monte Carlo and ab initio study. Appl Surf Sci. 2019; 463:1058–10771.
  10. Fernández AG, Cabeza LF. Corrosion monitoring and mitigation techniques on advanced thermal energy storage materials for CSP plants. Solar Energy Materials and Solar Cells. 2019;192:179-187.
  11. Umoren SA, Solomon MM, Obot IB, Suleiman RK. A critical review on the recent studies on plant biomaterials as corrosion inhibitors for industrial metals. Journal of Industrial and Engineering Chemistry. 2019;76:91-115.
  12. Omotioma M, Onukwuli OD. Corrosion Inhibition of Mild Steel in 1.0M HCl with Castor Oil Extract as Inhibitor, Int. J. Chem. Sci. 2016;14(1):103-127.
  13. Ezeugo JNO, Onukwuli OD, Omotioma M. Inhibition of aluminium corrosion in 1.0 M HCl using picralimanitida leaves extract. Der Pharma Chemica. 2018;10(S1):7-13.
  14. Cooney GA, Vopnu T, Maduelosi JN. Thermodynamic and kinetic studies of the corrosion inhibition of mild steel in 0.5 M HCl using napoleonae imperialis leaves extract. J. Chem. Soc. Nigeria. 2021;46(3):0474 – 0481.
  15. Petchiammal A, Selvaraj S. The corrosion of aluminium using Lawson inermis seed extract in acid medium. International Journal of Chem. Tech. Research. 2013;5(4):1566-1574.
  16. Ananth KS, Sankar A, Rameshkumar S. Oxystelma esculentum leaves extract as corrosion inhibition for mild steel in acid medium. International Journal of Scientific and Technology Research. 2013;2(9):55-58.
  17. Sirajunnisa A, Fazal Mohammed MI, Subramania A, Venkatrama BR. Green approach to corrosion inhibition of aluminium by Senna auriculata leaves extract in 1N NaOH solution. International Journal of Science Engineering and Advance Technology. 2014;2(1):58-69.
  18. Udeh BC, Onukwuli OD, Omotioma M. Corrosion control of aluminium in H<sub>2</sub>SO<sub>4</sub> medium using kolestran (Cholestyramine) Drug as Inhibitor, World Scientific News. 2021a;159:95-107.
  19. Omotioma M, Onukwuli OD. Phytochemical and thermodynamic studies of pawpaw leaf (*Asimina trilola*) extract as corrosion inhibitor of zinc in KOH medium. Journal of the Nigerian Society of Chemical Engineers. 2019;34(1):53-61.
  20. Belani S, Kaur C. Qualitative and quantitative analysis of phytochemicals of barleriapronitis. International Journal of Recent Trends in Science and Technology, Special Issue, ACAEE, 2018;250-254.
  21. Haruna AH, Mohammed Mairo M, Akilu M. Phytochemical analysis of Telfaria occidentals and *Ocimum gratissimum* samples collected from Gwarimpa Abuja Nigeria. Journal of Diseases and Medicinal Plants. 2019;5(1):17-21.
  22. Udeh BC, Onukwuli OD, Omotioma M. Application of metronidazole drug as corrosion inhibitor of mild steel in hydrochloric acid medium. Journal of Engineering and Applied Sciences. 2021b; 18(1):329-347.
  23. Onukwuli OO, Udeh BC, Omotioma M, Nnanwube IA. Corrosion inhibition of aluminium in hydrochloric acid medium using cimetidine drug as inhibitor: Empirical and optimization studies, Anti-Corrosion Methods and Materials. 2021;6 8(5):385- 395.
  24. Anadebe VC, Onukwuli OD, Omotioma M, Okafor NA. Optimization and electrochemical study on the control of mild steel corrosion in hydrochloric acid solution with bitter kola leaf extract as inhibitor. S. Afr. J. Chem. 2018;71:51–61.
  25. Udeh BC, Onukwuli OD, Omotioma M. Deployment of antepsin (Sucralfate) as Corrosion inhibitor of mild steel in H<sub>2</sub>SO<sub>4</sub> medium: Chemical and electrochemical studies. World News of Natural Sciences. 2021c;37:117-134.
  26. Anadebe VC, Onukwul OD, Omotioma M, Okafor NA. Experimental, theoretical modeling and optimization of inhibition efficiency of pigeon pea leaf extract as anti-corrosion agent of mild steel in acid environment. Materials Chemistry and Physics. 2019;233:120 -132.



27. Boutouil A, Laamari MR, Elazhary I, Anane H, Ben Tama A, Stiriba SE. A new insight into corrosion inhibition process of mild steel in sulfuric acid medium: A combined experimental and theoretical study, *Anti-Corrosion Methods and Materials*. 2019;66(6):835-852.
28. Hussin MH, Kassim MJ, Razali NN, Dahon NH, Nasshorudin D. The effect of *Tinospora crispa* extracts as a natural mild steel corrosion inhibitor in 1 M HCl solution. *Arabian Journal of Chemistry*. 2016;9:S616-S624.
29. Li X, Deng S. Inhibition effect of *Dendrocalamusbrandissi* leaves extracts on aluminum in HCl, H<sub>3</sub>PO<sub>4</sub>, Solutions. *Corrosion Science*. 2012;65: 299-308.

---

© 2023 Udeh et al.; This is an Open Access article distributed under the terms of the Creative Commons Attribution License (<http://creativecommons.org/licenses/by/4.0>), which permits unrestricted use, distribution, and reproduction in any medium, provided the original work is properly cited.

*Peer-review history:*

*The peer review history for this paper can be accessed here:*  
<https://www.sdiarticle5.com/review-history/108267>