



# Control of the Maize Pest Beetle, *Anomala denuda* (Coleoptera: Scarabaeidae), Using Insecticidal Plants *Ricinus communis* and *Azadirachta indica* in a Laboratory Setting

Gbon Gueu Adolphe <sup>a\*</sup>, Boga Jean Pierre <sup>a</sup>  
and Johnson Félicia <sup>a,b</sup>

<sup>a</sup> Félix Houphouët-Boigny University, Abidjan, Laboratory of Natural Environments and Biodiversity Conservation, UPR-Entomology and Ecosystem Management, Côte d'Ivoire.

<sup>b</sup> The Centre of Excellence Wascal/Cea-Ccbad of Félix Houphouët-Boigny University, Côte d'Ivoire.

## Authors' contributions

This work was carried out in collaboration among all authors. All authors read and approved the final manuscript.

## Article Information

DOI: 10.9734/IJPSS/2023/v35i203827

## Open Peer Review History:

This journal follows the Advanced Open Peer Review policy. Identity of the Reviewers, Editor(s) and additional Reviewers, peer review comments, different versions of the manuscript, comments of the editors, etc are available here: <https://www.sdiarticle5.com/review-history/104029>

Original Research Article

Received: 10/06/2023

Accepted: 18/08/2023

Published: 25/09/2023

## ABSTRACT

The aim of this study was to identify a natural alternative to synthetic insecticides for controlling the *Anomala denuda* beetle, a destructive corn pest. The investigation took place at Félix Houphouët-Boigny University's Natural Environments and Biodiversity Conservation Laboratory at a temperature of 17°C. Aqueous extracts of *Azadirachta indica* leaves and *Ricinus communis* seed capsules were tested for their effectiveness against the beetle. The reference pesticides, Cypercal

\*Corresponding author: E-mail: [gueuadolphegbon@yahoo.fr](mailto:gueuadolphegbon@yahoo.fr);

50EC and Viper 42EC, were used as positive control. The tests included three types of toxicity (inhalation, ingestion, and repulsion) with four repetitions each and a four-day exposure period. The ingestion test was the most effective. At 110 g/l, *A. indica* and *R. communis* extracts had corrected mortality rates of  $87.41 \pm 3.21$  and  $90.28 \pm 1.71\%$ , respectively. In the inhalation test, *A. indica* and *R. communis* extracts resulted in  $80.92 \pm 5.88\%$  and  $83.14 \pm 7.57\%$  mortality rates, respectively, at the same concentration. At the same concentration, *R. communis* extract repelled 60% of beetles, which was higher than *A. indica*'s 53.3%. The insecticidal effects of the extracts were similar to those of Cypercal in all tests. These results suggest that *R. communis* and *A. indica* extracts could be used to control *A. denuda* pests without relying on synthetic chemical pesticides.

**Keywords:** Toxicity test; insecticidal effect; *Azadirachta indica*; *Ricinus communis*; pest; *Anomala denuda*.

## 1. INTRODUCTION

The Beetle *Anomala denuda* belongs to the family Scarabaeidae and the subfamily Rutelinae. Until now, only the larvae (white grubs) were known to cause significant and extensive damages to crops especially to young plants such as corn, rice, sugarcane, potato, beet, bean, tomato, and certain ornamental plants, as well as numerous weeds [1]. Adults feed very little, if at all, on leaves and flowers of plants [2]. However, during a nocturnal survey for stem and ear borers conducted in 2019 by Boga et al. [3] in an experimental maize plot in Songon, a very high population of *A. denuda* adults was observed. In fact, these adults attack the reproductive organs of maize, causing an unacceptable 32% loss in maize production. In Côte d'Ivoire, with a national production of over 840,000 tons, maize constitutes the second most cultivated cereal in terms of volume, following rice. They serve as raw materials for agro-food industries (breweries, oil mills, soap making) and for food manufacturing [4].

These observations have sparked our interest in finding an alternative viable control solution, other than using synthetic chemical pesticides, to reduce its impact on maize production. In this study, the insecticidal effect of aqueous extracts from *Azadirachta indica* and *Ricinus Communis* will be tested on *A. denuda* adults in the laboratory.

To improve its production, the global agricultural landscape regularly uses synthetic chemical pesticides. Their massive, uncalibrated, and repetitive use in some cases can lead to a chemical imbalance of ecosystems due to the persistence of their active chemical agents. In addition to polluting the environment, these chemical pesticides are potentially toxic to humans and non-target organisms (useful insects such as pollinators, necrophagous

dipterans, termites, and ants that are soil engineering insects, etc.) to varying degrees. The immeasurable negative impact of chemical pesticides on the environment is a major concern today. Although their use allows for improved agricultural yields by limiting the risk of yield losses, the question of an alternative solution is strongly considered to reduce the use of these synthetic chemical pesticides. Indeed, the choice to search for a biopesticide for the control of *A. denuda* is because it's a means of pest control that respects human health and environment [5]. *Azadirachta indica* and *R. communis*, have yielded favorable results against several coleopteran, dipteran and Lepidoptera pest species as, *Coelaenomenodera lameensis* [6], the pests of cowpeas (*Callosobruchus maculatus* and aphids).[7], *Oothea mutabilis* [8], *Glossina fuscipes* [9], and *Leucinodes orbonalis* [10].

In this context, the aim of this study is to determine the plant and lethal concentration of the extract that would be most effective against this beetle. For this propose two objectives were set: 1. Evaluate the effectiveness of aqueous extracts of *A. indica* and *R. communis* on *A. denuda* adults in the laboratory to determine its LD50 (the duration in which 50% of the insects die). 2. Compare the efficacy of chemical insecticides and the tested extracts on the beetle to determine the most effective extract and its optimal concentration.

## 2. MATERIALS AND METHODS

### 2.1 Preparation of Aqueous Extracts

The investigation took place at Félix HOUPHOUËT-BOIGNY University's Natural Environments and Biodiversity Conservation Laboratory. The method for preparing aqueous extracts was based on the protocol developed by Zirihi and Kra [11]. Firstly, the leaves of *A. indica*

and the capsules of *R. communis* seeds were collected and dried in the shade for 45 days a period of three to four weeks. Subsequently, the leaves and capsules were ground into a fine powder using a blender. 100 g of the resulting powder for each type of organ was then diluted in 200 ml of distilled water. The mixture was homogenized in the blender for 10 minutes, and filtered through muslin cloth. To ensure the purity of the extracts, two more filtrations were performed using Whatman filter paper (3 mm) and a funnel containing hydrophilic cotton. The obtained product was then placed in plates and subjected to concentration by evaporation in an oven maintained at 50 °C for 48 hours, until getting a dry residue. This dry residue served as the basis for preparing the various concentrations, specific to each type of organ of every plant species.

## 2.2 Concentration Determination

The concentration levels were determined using the dry residue obtained from each organ type of the plant species. This residue was kept in an oven for 48 hours using the effective concentration 80 g/l [5, 7]. Further, three other concentrations (90 g/l, 100 g/l, and 110 g/l) were used. In laboratory tests, we used the four concentrations and two reference chemical insecticides, namely Cypercal 50EC (cypermethrin 50g/l) and VIPER 46 EC (16 Acetamiprid, 30 Indoxacarb). We designated the aqueous extract treatments of both plants as TA1: 80 g/l, TA2: 90 g/l, TA3: 100 g/l, and TA4: 110 g/l for *A. indica* leaves, and TR1: 80 g/l, TR2: 90 g/l, TR3: 100 g/l, and TR4: 110 g/l for *R. Communis* seed capsules. The chemical insecticide reference treatments were noted as Ti for Cypercal 50EC (cypermethrin 50g/l) and Tii for VIPER 46 EC (16 Acetamiprid-30 Indoxacarb). Finally, we designated the control group as T0.

## 2.3 Toxicity Test

The toxicity tests were conducted in rectangular plexiglass boxes measuring (12cm x 9cm x 8cm) at a constant temperature of 17°C. Three toxicity tests were conducted for each laboratory test:

1. an inhalation toxicity test (11 boxes prepared with 4 replicates = 44 boxes);
2. an ingestion toxicity test (11 boxes prepared with 4 replicates = 44 boxes);

3. a repellent toxicity test (11 boxes prepared with 4 replicates = 44 boxes).

Each of the 11 boxes contained 4 doses of *A. indica* aqueous extract, 4 doses of *R. Communis* aqueous extract, 2 doses of synthetic chemical insecticides, and a neutral control box. Finally, 20 adult *A. denuda* beetles were placed in each box (Fig. 1).

### 2.3.1 Inhalation toxicity test

To conduct the inhalation toxicity test, absorbent paper uniformly impregnated with various doses of *A. indica* and *R. Communis* aqueous extracts and reference chemical insecticides (Cypercal 50EC and Viper 40EC) is placed in the bottom of the boxes. The papers in the control box were left untreated and the boxes were immediately closed after introducing the insects. Dead insects were counted every 24 hours for 4 days, then preserved in ethanol (70%). The mortality rate in the treated boxes ( $M_o$ ) is expressed using Abbott's formula [12] as corrected mortality ( $M_c$ ), taking into account the natural mortality observed in the control boxes ( $M_t$ ). This formula can be written as.

$$M_c (\%) = \frac{M_o - M_t}{20 - M_t} \times 100$$

$M_c\%$  = Percentage of corrected mortality;  
 $M_o$  = Percentage of mortality in the treated group;  
 $M_t$  = Percentage of mortality in the control group.

### 2.3.2 Ingestion toxicity test

To conduct the ingestion toxicity test, the same apparatus as that used for the inhalation test was utilized. The sole distinction is that the filter paper replaced with food bait (5 g of maize leaves). The baits were treated with various doses of aqueous extracts of the plants under investigation, as well as with synthetic insecticides in some cases. The food baits in the control boxes were left untreated. The enumeration of dead insects was carried out every 24 hours for 4 days. The mortality of insects in the treated boxes ( $M_o$ ) was expressed using Abbott's formula [11] to calculate the corrected mortality ( $M_c$ ), taking into account the natural mortality observed in the control box ( $M_t$ ).



Fig. 1. Laboratory test setup

### 2.3.3 Repellent effect of extracts on blotting paper

To evaluate the repellent effect of aqueous extracts on adult *A. denuda* beetles, we used the zone preference method on filter paper, as described by Mc. Donald et al. [13]. After a two-hour exposure to the various treatments, the number of insects present on the part of the filter paper soaked in insecticide was compared to the number of insects present on the untreated part. The percentage of repellency (PR) was calculated using the following formula.

$$PR = \frac{Nc - Nt}{Nc + Nt} \times 100$$

Nc: number for the untreated part

Nt: number for the insecticide-treated part.

The mean percentage of repellency to the insecticides was calculated and assigned, according to the classification by Mc.Donald et al. [13], to one of several repellency classes ranging from 0 to V.

### 2.4 Data Analysis

Initially, Microsoft Office 2010's Excel software was utilized for data entry and chart creation. Subsequently, SPSS 21.0 software under Windows was utilized to carry out statistical analysis of the data. This analysis focused on the mean corrected mortality rates of the *A. denuda* beetle, induced by various doses of plant extracts tested. The mean corrected mortality rates were subjected to an analysis of variance (ANOVA), and the means were ranked into homogenous groups using the Student-Newman-Keuls (S-N-K) test, with a significance threshold of 0.05.

## 3. RESULTS

### 3.1 Evolution of Corrected Mean Mortality Rates According to Exposure Durations to the Extracts

#### 3.1.1 Evaluation of the inhalation toxicity test

The analysis of the inhalation toxicity test results has revealed that plant extracts were effective against the *A. denuda* beetle at the 4 tested doses (Fig. 2). The efficiency of the plant extracts increased with the concentration. Therefore, after four days of exposure to different concentrations, the highest average corrected mortality rates were obtained with the highest concentration (110 g/l) of *A. indica* (79.54%) and *R. communis* (83.14%) extracts (Fig. 2).

In contrast, chemical insecticides reached their LD50 on the first day (within 24 hours) with a corrected mortality rate of 53.33% for each. For the concentration of 110 g/l of the two tested plant extracts, the LD50 was reached on the second day (48 hours), with corrected mortality rates of 61.02% for *A. indica* and 50.81% for *R. communis*. Finally, the lowest tested concentrations (80 g/l, 90 g/l, and 100 g/l) reached their LD50 on the third day, i.e. after 72 hours of exposure (Fig. 2).

#### 3.1.2 Evaluation of the ingestion toxicity test

The results of the aqueous extract ingestion toxicity tests revealed that both plant extracts were effective against *A. denuda*. The mean corrected mortality rates varied with increasing doses of the tested aqueous extracts and the duration of exposure.

In contrast to the inhalation test, only the chemical insecticide Viper reached its LD50 after 24 hours of exposure with a mean corrected mortality rate of 53.33% (Fig. 3). However, the 110 g/l concentration of plant extracts and Cypercal reached their LD50 after 48 hours of exposure. The mean corrected mortality rates after these two days were 98.15% for Cypercal, 57.78% for *A. indica*, and 51.85% for *R. communis* at the 110 g/l concentration (Fig. 3).

### 3.1.3 Results of the repellency toxicity test

The results demonstrate that the percentage of repellency varies according to the concentration of the aqueous extracts of the two plants. However, at a concentration of 110 g/L, the extract of *R. communis* proved to be relatively more repellent (PR=60%) than that of *A. indica* (PR=53.3%), although both extracts are

considered moderately repellent according to the Mc.Donald classification (Table 1).

## 3.2 Bioefficacy of *A. indica* and *R. communis* Aqueous Extracts

### 3.2.1 Bioefficacy of *A. indica* and *R. communis* aqueous extracts by inhalation test

The study of the bioefficacy of plant aqueous extracts by inhalation showed that the extracts of the treated plants are effective. However, this efficacy is dependent on the tested plant and concentration. After 4 days of insect exposure to different treatments, the optimal mortality rates for the beetle *A. denuda* were achieved with the T4 concentrations of the extracts from *A. indica* ( $80.92 \pm 5.88\%$ ) and *R. communis* ( $83.14 \pm 7.57\%$ ).

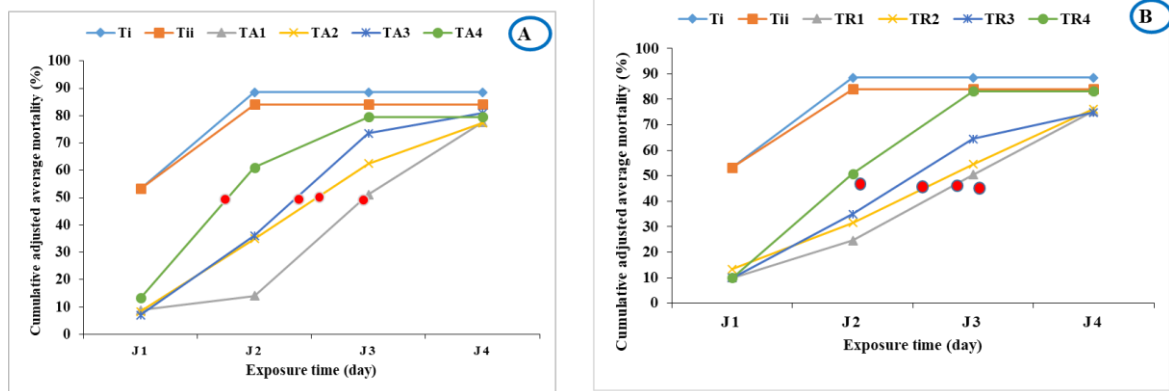


Fig. 2. Corrected mortality rates by inhalation as a function of exposure duration to *Azadirachta indica* (A) and *Ricinus communis* (B) extracts

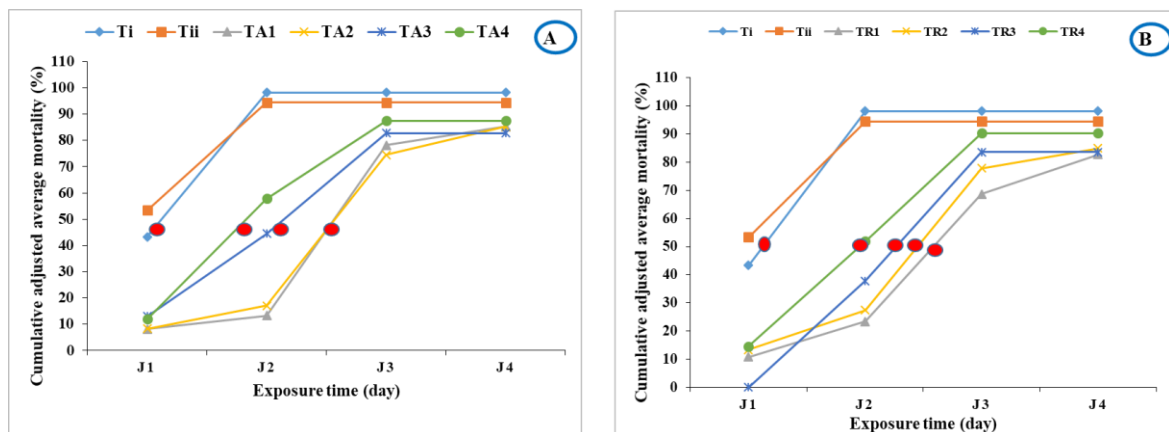


Fig. 3. Corrected mortality rates by ingestion test as a function of exposure duration to *Azadirachta indica* (A) and *Ricinus communis* (B) extracts

● DL50: Duration during which 50% of the mean corrected mortality rates were recorded.



**Table 1. Repellency rates of *A. indica* and *R. communis* extracts on *A. denuda***

Concentration (g/l)	Classes	Repellency rates (%)		Repellency effect	
		<i>A. indica</i>	<i>R. communis</i>	<i>A. indica</i>	<i>R. communis</i>
80	1	0	06.67	nul	nul
90	2	33.33	53.33	low	Moderate
100	2	40.00	53.30	low	Moderate
110	3	53.33	60.00	Moderate	Moderate

The ANOVA test followed by the Newman-Keuls test at the 5% threshold revealed significant differences ( $p < 0.05$ ) between the corrected mean mortality rates of different treatments. The Cypercal chemical insecticide treatment (Ti) was found to be the most effective. As for the second insecticide, Tii (Viper), its induced mean corrected mortality rate is statistically similar to that of the concentration of 110g/l of *R. communis* (Fig. 4).

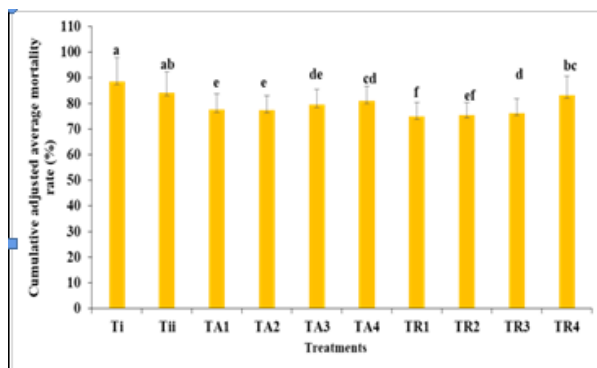
**3.2.2 Bioefficacy of *A. indica* and *R. communis* aqueous extracts by ingestion test**

The study of the bioefficacy of aqueous plant extracts by ingestion has demonstrated their effectiveness. After four days of exposure of insects to different treatments, reference chemical insecticides recorded average corrected mortality rates of  $98.15 \pm 1.51\%$  for Cypercal (Ti) and  $94.44 \pm 2.41\%$  for Viper (Tii). Aqueous extracts of *A. indica* resulted in average corrected mortality rates of  $82.78 \pm 3.39\%$  (TA1),  $85.19 \pm 1.71\%$  (TA2),  $85.19 \pm 1.71\%$  (TA3), and  $87.41 \pm 3.21\%$  (TA4) (Fig. 5). As for *R. communis*, its different concentrations induced average corrected mortality rates of  $82.78 \pm 3.21\%$  (TR1),  $83.61 \pm 2.74\%$  (TR2),  $84.91 \pm 0.54\%$  (TR3), and  $90.28 \pm 1.71\%$  (TR4) (Fig. 5). The ANOVA test

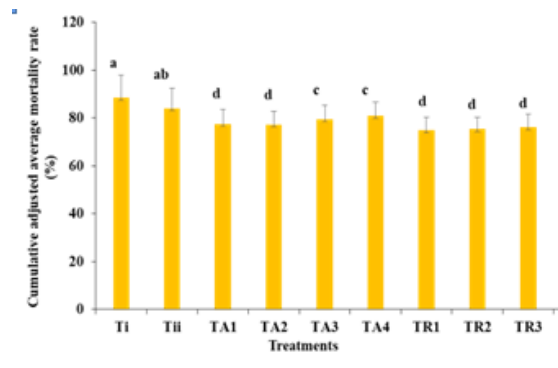
followed by the Newman-Keuls test at the 5% level revealed a significant difference ( $p < 0.001$ ) between the average corrected mortality rates of different treatments. The chemical insecticide treatment Ti (Viper) was found to be the most effective, while Tii (Cypercal) resulted in a statistically similar corrected mortality rate to that of the 110 g/l concentration of *R. communis* (Fig. 5).

**4. DISCUSSION**

Aqueous extracts of *A. indica* leaves and *R. communis* seed capsules were effective against *A. denuda* beetle. Results showed that concentrations of 100 and 110g/L of the two aqueous extracts took two days to cause the death of 50% of the tested insects. On the other hand, concentrations of 80 and 90 g/l took 3 days in the inhalation and ingestion tests. As for the repulsion test, the results showed that the percentage of repulsion of the aqueous extracts of the 2 tested extracts used varies according to the concentration used. After 4 days of exposure, the ingestion test showed relatively effective results. The insecticidal effects induced by these 2 extracts were substantially identical to those induced by the chemical insecticide Cypercal regardless of the test.



**Fig. 4. Bioefficacy of chemical insecticides and tested extracts by inhalation (df = 9;  $P < .05$ )**



**Fig. 5. Bioefficacy of chemical insecticides and tested extracts by ingestion (df = 9;  $P < .05$ )**

Note: Means followed by the same letters are not significantly different according to the Student Newman-Keuls test at a threshold of 5%.

Indeed, the insecticidal effect of *R. communis* has been reported by Adabie et al. [14] and Tano et al. [6] who reported the efficacy of *R. communis* respectively on *Sitophilus zeamais* (Coleoptera: Curculionidae), a maize pest, and *Coelaenomenodera lameensis* (Coleoptera: Chrysomelidae), a pest of oil palm. Aboua et al. [15] also mentioned a reduction in the infestation rate of eggplant fruits by *Leucinodes orbonalis* (Lepidoptera: Pyralidae) using aqueous extracts of *R. communis*. The efficacy of aqueous extracts of *R. communis* seed capsules is due to ricin, one of its main compounds. It is a glycoprotein present in the seeds and shells (capsules) of castor oil plant. Ricin has insecticidal properties and can cause mortality by inhibiting protein synthesis in insects. The aqueous extract of *A. indica* leaves also has insecticidal properties, which are attributed to the presence of bioactive compounds such as azadirachtin, nimbin, and salanin [16]. These compounds have been reported to have insecticidal properties against various pests, including Coleoptera, Lepidoptera, and Hemiptera [16].

In conclusion, this study demonstrates that aqueous extracts of *A. indica* leaves and *R. communis* seed capsules have significant insecticidal and repellent effects against the invasive corn pest *Anomala denuda*. These natural products could be considered as an alternative to synthetic chemical pesticides to control this pest and potentially reduce the negative impact of chemical pesticides on the environment and non-target organisms. Further studies are needed to evaluate the efficacy of these natural products under field conditions and to assess their impact on beneficial insects and the environment.

## 5. CONCLUSION

In this study, we aimed to find an effective bio-insecticide as an alternative treatment to synthetic insecticides against the destructive corn pest, *A. denuda*. To achieve this goal, aqueous extracts from *Azadirachta indica* leaves and *Ricinus communis* seed capsules were tested against this beetle, with the aim of determining the most effective plant and lethal concentration of the extract on the beetle. Based on these results, the *A. indica* and *R. communis* extracts at a concentration of 110 g/l could be effectively used to combat *A. denuda* infestations with minimal reliance on synthetic chemical pesticides. However, field trials could help to

better understand their potential to effectively control this pest. In conclusion, this study provides valuable information for the development of eco-friendly pest management strategies for sustainable agriculture.

## COMPETING INTERESTS

Authors have declared that no competing interests exist.

## REFERENCES

1. Jean-Philippe L, Moisan-De SJ, Bourdon K. Blank verses. Phytoprotection diagnostic laboratory. 2015;103.
2. Balachowski AS. Entomology applied to agriculture. Volume I. Beetles. First and second volumes. Paris, Masson et Cie. 1962;1391.
3. Boga JP, Gbon GA, Johnson F. Attacks of *Amphimallon* sp. (Beetle: Scarabaeidae) on maize inflorescences (*Zea mays*) in Songon, Southern Côte d'Ivoire; 23rd meeting of the conference of the African Association of Entomologists, 18-22 November 2019, Abidjan, Côte d'Ivoire; 2019.
4. ANADERSTAT, 2013. Technical and Economic Datasheet of Maize. [Online]. Available:<http://www.anader.ci/anader/fiche%20technico-economique%20du%20Mais.pdf> Access on 24/2/2022
5. Agboyi LKBA. Efficacy of neem (*Azadirachta indica* A. Juss) and papaya (*Carica papaya* L.) leaf extracts in controlling insect pests of cabbage (*Brassica oleracea* L.) and gboma (*Solanum macrocarpon* L.). Thesis of Agricultural Engineer, University of Lomé. 2006;80.
6. Tano DKC, Aboua LRN, Séri-Kouassi BPH, Koua KH. Evaluation of the insecticidal activity of aqueous extracts of five plants on *Coelaenomenodera lameensis* Berti and Mariau (Coleoptera: Chrysomelidae) pest of oil palm (*Elaeis guineensis* Jacq.). International Journal of Agri Science. 2012;2(2):120-135.
7. Monfankye R. The management of field pests on Cowpea (*Vigna unguiculata* (L.) Walp) using botanicals [tobacco (*Nicotiana tabacum*) leaves, neem (*Azadirachta indica*) leaves, ginger (*Zingiber officinale*) rhizomes and onion (*Allium cepa*) bulbs]. Master of Science (Environmental

- Science), Kwame Nkrumah University of Science and Technology, Ghana. 2014;85.
8. Ossey CL, Aboua LRN, Tano DKC, Assi ANM, Obodji A. Insecticidal, anti-feedant and repellent effect of aqueous extracts of four local plants on adults of *O. mutabilis* Sahlberg (Coleoptera: Chrysomelidae) in southern Côte d'Ivoire. *Africa Science*. 2018;14(5):50–64.
  9. Makoundou PB, Cuisance D, Duvallet G, Guillet P. Laboratory study of the effects of a natural insecticide extracted from neem (*Azadirachta indica* A. Juss) on *Glossina fuscipes fuscipes* Newstead, (Diptera: Glossinidae). *Journal of Livestock and Veterinary Medicine in Tropical Countries*. 1995;48(4):339-345.
  10. Obodji A. Entomofauna of eggplant crops, *Solanum aethiopicum* L. (Solanaceae) in Azaguie (Ivory Coast), abundance, damage and control of *Leucinodes orbonalis* Guenee, 1854 (Lepidoptera, Pyralidae), main pest, using aqueous extracts of local plants. Doctoral thesis, UFR Biosciences, Félix Houphouët-Boigny University (Abidjan, Ivory Coast). 2016;160.
  11. Zirih GN, Kra AKM. Evaluation of the antifungal activity of *Microglossa pyrifolia* L. (Asteraceae) PYMI on the in vitro growth of *Candida albicans*. *African Medical and Pharmacological Review*. 2003;17:01-19.
  12. Abbott WS. A method of computing the effectiveness of an insecticide. *J of Econ Entomol*. 1925;18:265-267.
  13. McDonald JG, Singh RP. Host range, symptomology, and serology of isolates of potato virus Y (PVY) that share properties with both the PVY<sub>n</sub> and PVY<sup>o</sup> strain groups. *America Pota J*. 1996;73:309-315.
  14. Adabie GA, Monford KG, Agyir Y, Owusu B, Osae M. Evaluation of four local plant species for insecticidal activity against *Sitophilus zeamais* Motsch.(Coleoptera: Curculionidae) and *Callosobruchus maculatus* (F) (Coleoptera:Bruchidae). *Gh J of Agri Sc*. 2006;39(2):147-154.
  15. Aboua LRN, Obodji A, Tano DKC, Seri-Kouassi BPH. Assessment of the insecticidal activity of aqueous extracts of two local plants for the management of *Leucinodes orbonalis* Guenee, (Lepidoptera: Pyralidae), pest of eggplant (*Solanum aethiopicum*), in guinean area of Côte d'Ivoire. *J of Ad in Bio*. 2016;9(2): 1715-1725.
  16. Isman MB, Koul O, Arnason JT, Stewart J, Salloum GS. Developing a neem based insecticide for Canada. In Symposium on the role of plant-derived substances for insect control. Under the erection of. T. Arnason and B.J.R. Philogene. *Memoirs of the entomological society of Canada*. 1991;159:39-47.

© 2023 Adolphe et al.; This is an Open Access article distributed under the terms of the Creative Commons Attribution License (<http://creativecommons.org/licenses/by/4.0>), which permits unrestricted use, distribution, and reproduction in any medium, provided the original work is properly cited.

Peer-review history:

The peer review history for this paper can be accessed here:  
<https://www.sdiarticle5.com/review-history/104029>